



Catheter Securement

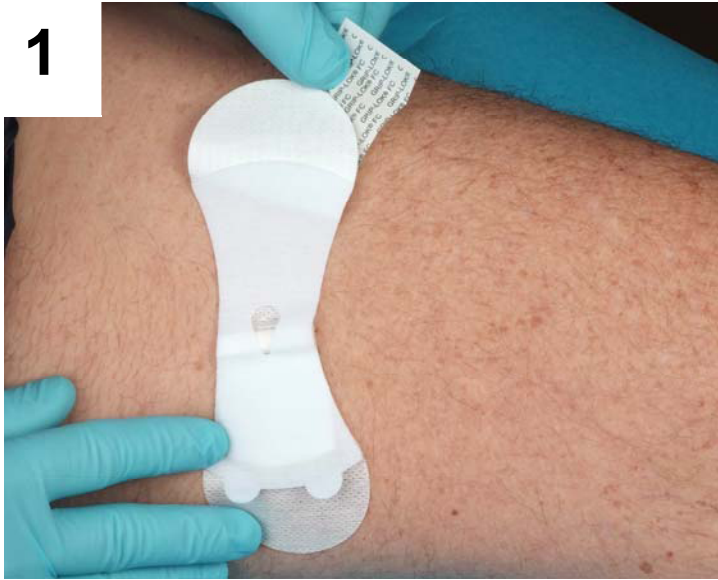
Application of Grip-Lok Large FC (Foley Catheter) securement

Grip-Lok FC (3400L FC) does not utilize adhesive to secure the catheter in place. This design secures the catheter in a channel created by a foam insert and the Velcro® loop over-strap. The loop over-strap is divided in half and is placed on both sides of the catheter bifurcation crotch.

- Soft and flexible fabric design improves patient comfort.
- Provides superior securement for both horizontal and vertical lifting accidental pulls.
- Simple to apply, inspect and adjust.
- Hypoallergenic, breathable and latex-free to reduce the risk of allergic reactions and skin irritation.

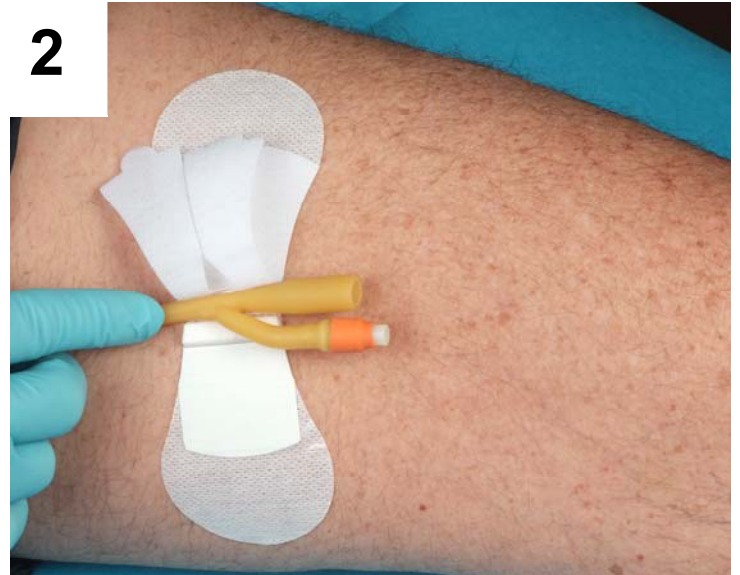
Prepare the skin is according to the standard hospital protocol for dressing application. Skin prep or hair removal may be required on some patients for better adhesion.

1



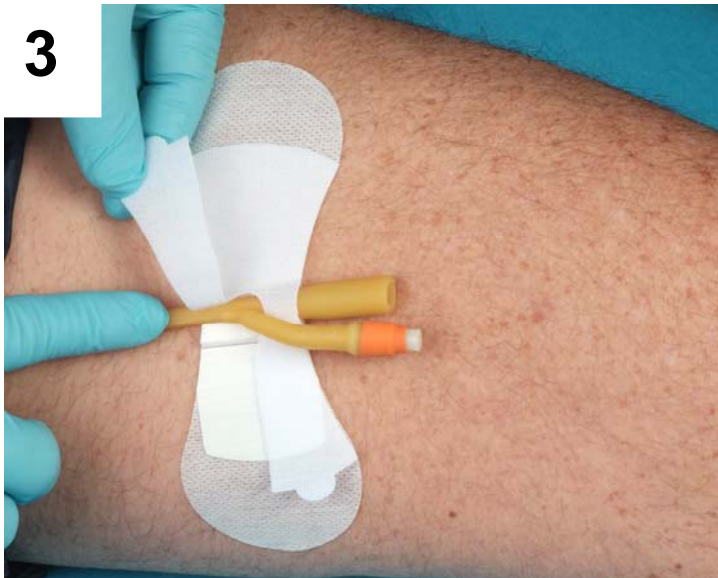
Pull the paper backing from one side of the Grip-Lok. Then pull the paper backing from the other, to secure the Grip-Lok in desired position on the skin.

2



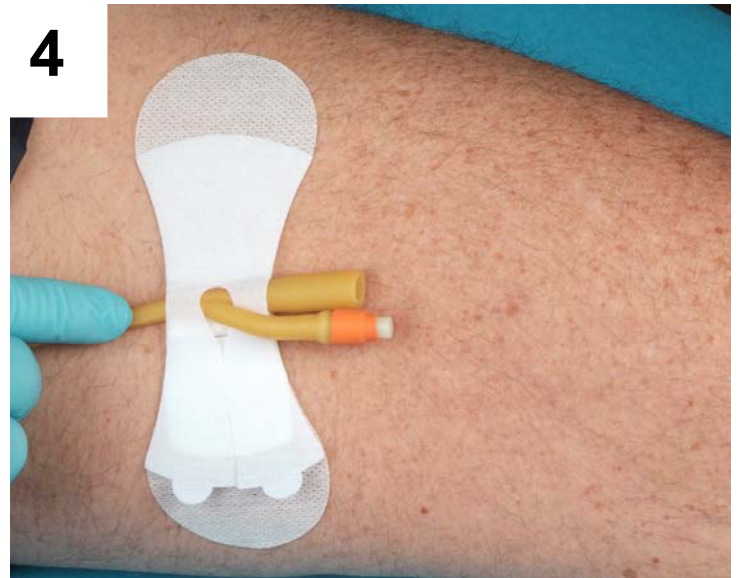
Open the top Velcro® over-strap and place the catheter between the foam strip and the strap so that the catheter bifurcation crotch is centered.

3



Secure one side of the top strap over the catheter in the bifurcation crotch, then secure the other side of the strap.

4



The catheter is secured and the degree of rotational, and limited horizontal movement can be adjusted by applying the top Velcro over-strap in a tighter fashion.