



Catheter Securement

Application of Grip-Lok for Arterial Catheter Securement

Grip-Lok 4200ZAB is a catheter stabilization device that is strong enough to lock catheters securely in place, yet versatile enough for almost every patient.

- Provides superior securement for both horizontal and vertical lifting accidental line pulls.
- Breathable transparent protective cover.
- Makes technique standardization easy to implement.
- Simple to apply, inspect and adjust.
- Hypoallergenic, breathable and latex-free to reduce the risk of allergic reactions and skin irritation.

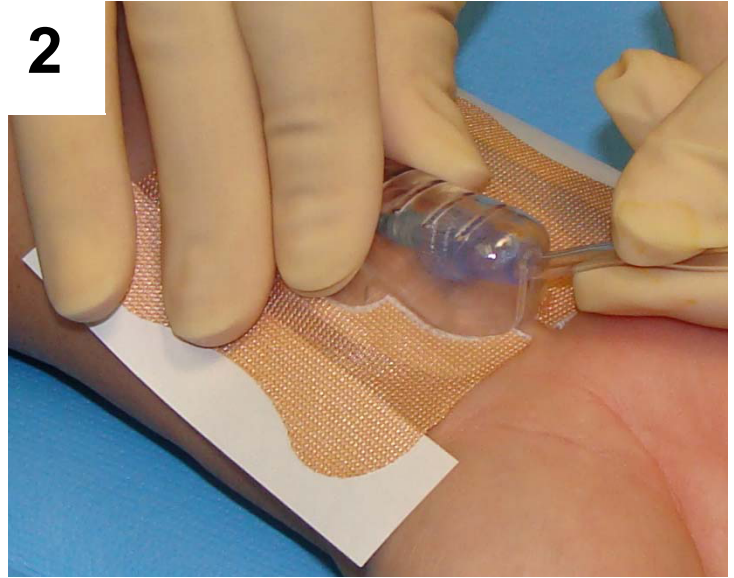
Prepare the skin according to the standard hospital protocol for dressing application. Skin prep or hair removal may be required on some patients for better adhesion.

1



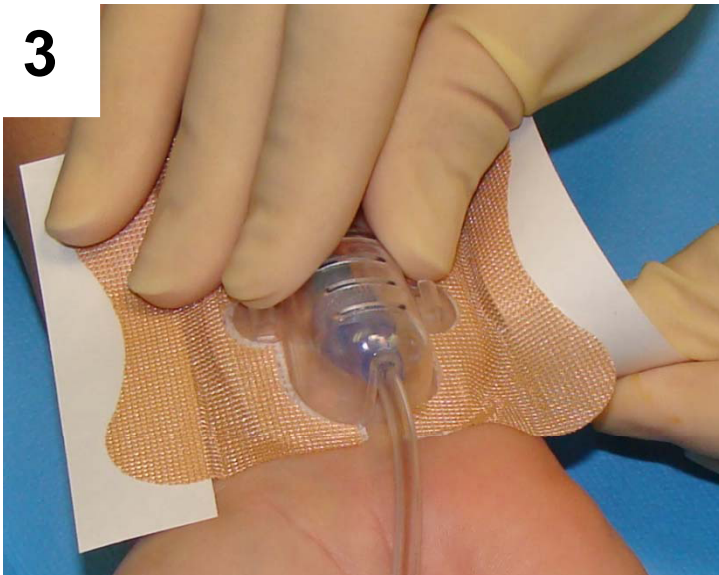
Remove center layer of bandage backing to expose adhesive.

2



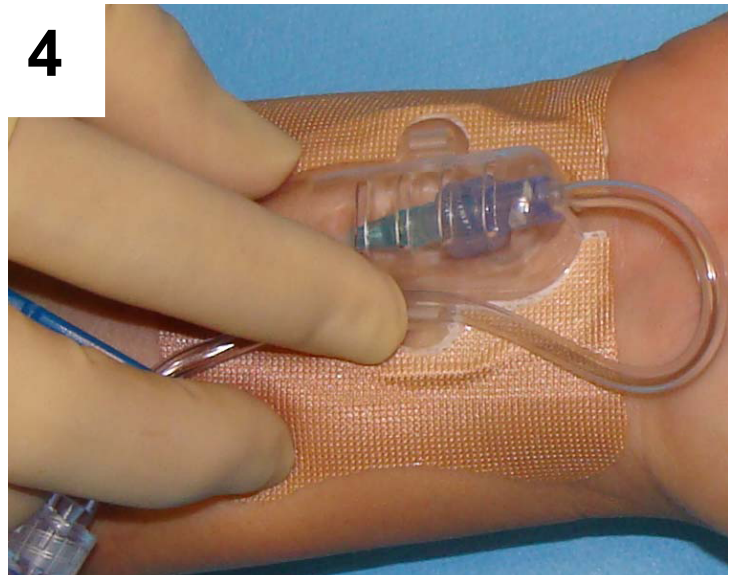
Place the Grip-Lok over the catheter and engage the pressure line in the stabilizing collar by sliding the line up the channel to the notch.

3



While holding the transparent dome, apply even pressure over the adhesive surface. Remove the bandage backing on the outer edges and smooth around wrist.

4



Secure the pressure line along the guide hook on the side of the dome.

IMA
Independent Medical Associates